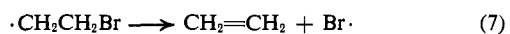
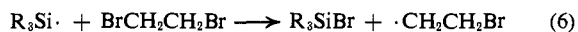
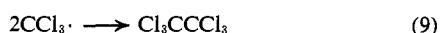


(Et₃Si)₃Sb,^{16b} and bismuth derivatives, (Ph₃Si)₃Bi,^{16a} have also been shown to react with 1,2-dibromoethane to give ethylene, along with the corresponding metal and R₃MBr (M = Si or Ge). A concerted mechanism has also been suggested recently for the reaction of mercurials.¹²

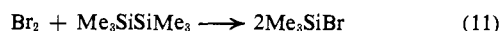
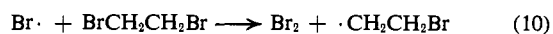
We propose, however, a free-radical chain mechanism for the reaction of organodisilanes with 1,2-dibromoethane that involves the attack of a bromine atom on the Si-Si bond.¹⁷ Bromine atoms are generated from β-bromoethyl radicals, which are in turn derived from 1,2-dibromoethane by bromine abstraction with the silyl radicals.



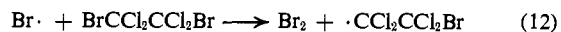
The following facts support the mechanism. Although hexamethyldisilane, one of the most reactive organodisilanes, did not undergo reaction with 1,2-dibromoethane, even after prolonged heating without initiators in the dark at 90°, a small amount of BPO catalyzed the reaction markedly, an apparent kinetic chain length being estimated as 80–100. Irradiation with a 450-W high-pressure mercury arc lamp also initiated the reaction slowly. Since even in the presence of BPO, galvinoxyl¹⁸ inhibits the reaction completely, this is strongly indicative of the free-radical nature of the reaction. The reaction can be carried out in benzene and in cyclohexane, but in carbon tetrachloride no such bond cleavage occurs. This is rationalized by considering a competing chlorine abstraction from carbon tetrachloride by silyl radicals,¹⁹ the resulting trichloromethyl radical being capable only of dimerizing under the present reaction conditions.



An alternative mechanism may be considered that involves a low concentration of bromine produced by the decomposition of 1,2-dibromoethane. Subsequently, bromine may react with disilanes to cleave the silicon-silicon bond. The slow production of



bromine in a similar system has been suggested in the bromine-sensitized photochemical decomposition of 1,2-dibromotetrachloroethane.²⁰ However, a bromine



atom could not abstract bromine from 1,2-dibromoethane because it would be endothermic by 35 kcal²¹ and thus reaction 10 cannot be an effective propagation

(16) (a) N. S. Vyazankin, G. S. Kalinina, O. A. Kruglaya, and G. A. Razuvaev, *Zh. Obshch. Khim.*, **39**, 2005 (1969); (b) N. S. Vyazankin, O. A. Kruglaya, G. A. Razuvaev, and G. S. Semchikova, *Dokl. Akad. Nauk SSSR*, **166**, 99 (1966).

(17) S. J. Band and I. M. T. Davidson (*Trans. Faraday Soc.*, **66**, 406 (1970)) have suggested recently the attack of an iodine atom on silicon in the gas-phase reaction between hexamethyldisilane and iodine.

(18) P. D. Bartlett and T. Funahashi, *J. Amer. Chem. Soc.*, **84**, 2596 (1962).

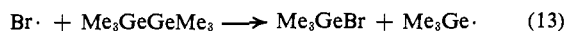
(19) H. Sakurai, M. Murakami, and M. Kumada, *ibid.*, **91**, 519 (1969), and references cited therein.

(20) J. L. Carrico and R. G. Dickinson, *ibid.*, **57**, 1343 (1935).

(21) S. W. Benson, "Thermochemical Kinetics," Wiley, New York, N. Y., 1968, p 130.

step in the long chain. Furthermore, bromine ought to cleave not only the silicon-silicon bond but also the phenyl-silicon bond(s) when phenyl-substituted disilanes (**1d-h**) are subjected to the reaction; however, no such cleavage of phenyl groups was observed with these compounds. In fact, treatment of **1h** with bromine resulted in phenyl-silicon rather than silicon-silicon cleavage,²² while the present reaction yielded diphenylmethylbromosilane almost quantitatively.

Hexamethyldigermane behaves quite similarly to **1a** and hence we believe that free trimethylgermyl radicals²³ are also key intermediates.



Finally we note that these reactions are also useful in synthetic organosilicon chemistry. Thus, bromosilanes such as dimethylbromosilane and methyldiphenylbromosilane, which are difficult or at least tedious to prepare by other methods, can be obtained easily in high yield.²⁴

The structure of disilanes and their reactivity will be discussed in a forthcoming paper.

Acknowledgment. We are indebted to Tokyo Shibaura Electric Co. Ltd., for a gift of chlorosilanes. The work was supported in part by the Takeda Science Foundation.

(22) H. Sakurai and M. Yamagata, unpublished results.

(23) (a) L. Kaplan, *Chem. Commun.*, 106 (1969); (b) H. Sakurai and K. Mochida, *ibid.*, 1581 (1971) (c) H. Sakurai, K. Mochida, A. Hosomi, and F. Mita, *J. Organometal. Chem.*, in press.

(24) However, when chlorine-substituted disilanes were subjected to the reaction, the redistribution of halogens (Cl-Br exchange) on silicon occurred rapidly under the condition. Accordingly, pure bromochlorosilanes are still difficult to prepare by this method.

Akira Hosomi, Hideki Sakurai*

Department of Chemistry, Faculty of Science
Tohoku University, Sendai 980, Japan

Received September 27, 1971

Unusual Metalloporphyrins IX. Preparation of a New (Mesoporphyrin IX dimethyl esterato)dinitrosylruthenium(II)

Sir:

There has been considerable biological interest in the interaction of nitric oxide with ferro- or ferriheme,^{1,2} ferro- or ferrihemochromes,^{1,3} as well as iron-porphyrin bound to proteins.^{1,3,4} Magnetic measurements on a nitric oxide derivative of hemoglobin⁵ have shown that this complex has only one unpaired electron, whereas NO-ferri-cytochrome c was shown to be diamagnetic.⁶ Recently esr solution spectroscopy has shown that nitric oxide derivatives of ferrihemochrome,³ hemoglobin,^{3,7} myoglobin,³ and ferrocyclochrome c^{3,8} have one unpaired electron.

(1) T. W. Szczepkowski, *Acta Biochim. Pol.*, **2**, 343 (1955).

(2) J. Keilin, *Biochem. J.*, **59**, 571 (1955).

(3) H. Kon and N. Kataoka, *Biochemistry*, **8**, 4757 (1969).

(4) D. Keilin and E. F. Hartree, *Nature (London)*, **139**, 548 (1937).

(5) C. D. Coryell, L. Pauling, and R. W. Dodson, *J. Phys. Chem.*, **43**, 825 (1939).

(6) A. Ehrenberg and T. W. Szczepkowski, *Acta Chem. Scand.*, **14**, 1684 (1960).

(7) H. Kon, *J. Biol. Chem.*, **243**, 4350 (1968).

(8) H. Kon, *Biochem. Biophys. Res. Commun.*, **35**, 423 (1969).

